

Terminal 1 Arrivals Directions to UP Express Pearson Station


Welcome to Toronto!

Follow the Train to City icon to get to our station




Step 1

Exiting baggage claim, locate the Union Pearson Express service counter in Terminal 1, adjacent to the international arrivals hall.



Step 2

Either take the escalator to the right of the UP Express service counter (to Level 2, and turn right),



Or the elevators located along the back wall next to connecting Arrivals Hall. Press "2" for Level 2, and follow signs Train to City.




Step 3

Enter the walkway leading to the parking garage Level 5 and stay to the left.




Step 4

Turn left at the end of the walkway (before entering the garage), and follow the signs for "Train to City".



Step 5

Take the escalators up to the Terminal Link train and UP station/platform. An elevator adjacent to the escalator is also available.



Step 6

UP Express station platform is conveniently located just a few steps passed the Terminal Link train. Please have your ticket ready before boarding the train.

